

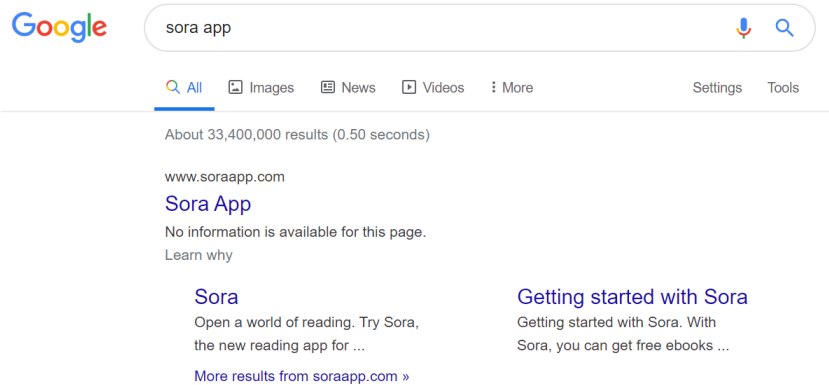
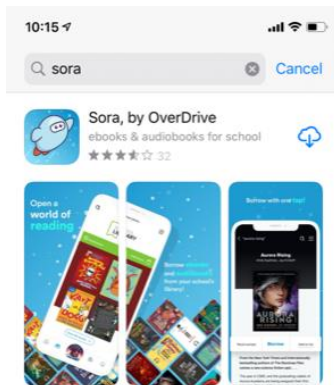
# Getting started with Sora



With Sora, you can get free eBooks and audiobooks from your school.

1

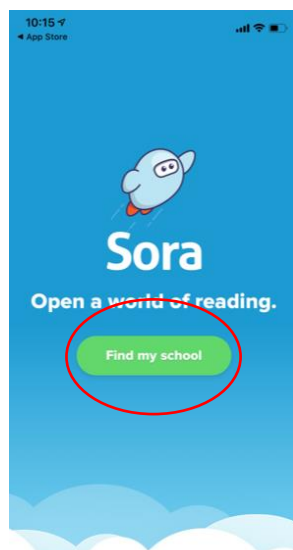
Install the Sora app from the Apple App Store or Google Play Store, or go to [soraapp.com](http://soraapp.com).



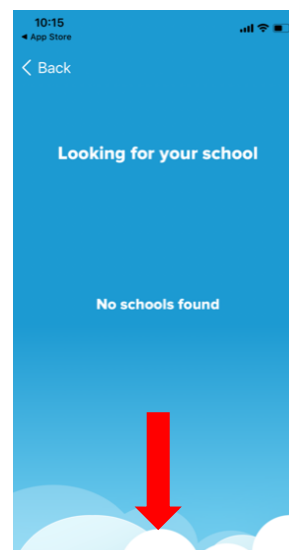
2

In Sora, find your school (or enter your school's setup code), then sign in.

As we share our Sora Library with the other schools in our diocese, our school is called **ACEN Member Collection** (Not St Aloysius). It stands for Australian Catholic Education Network. Please choose Find My School then choose My School isn't Listed down the bottom of the page.

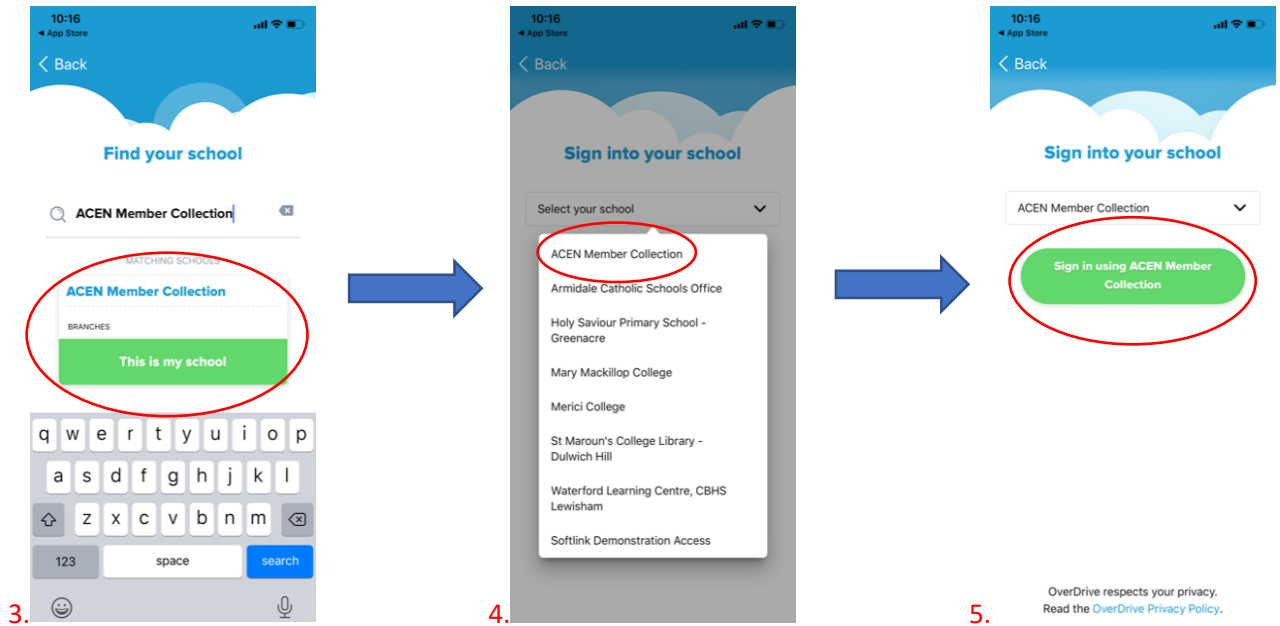


1. I have a setup code →



2. My school isn't listed →

Type **ACEN Member Collection** into the search bar and select This is my School in green. It will then ask you to select your school. Select **ACEN Member Collection** in the drop down menu.



# 3

Sign in with your child's Cenet username and password which they use at school to connect to the internet.

**Username:** firstname.lastname

**Passwords:**

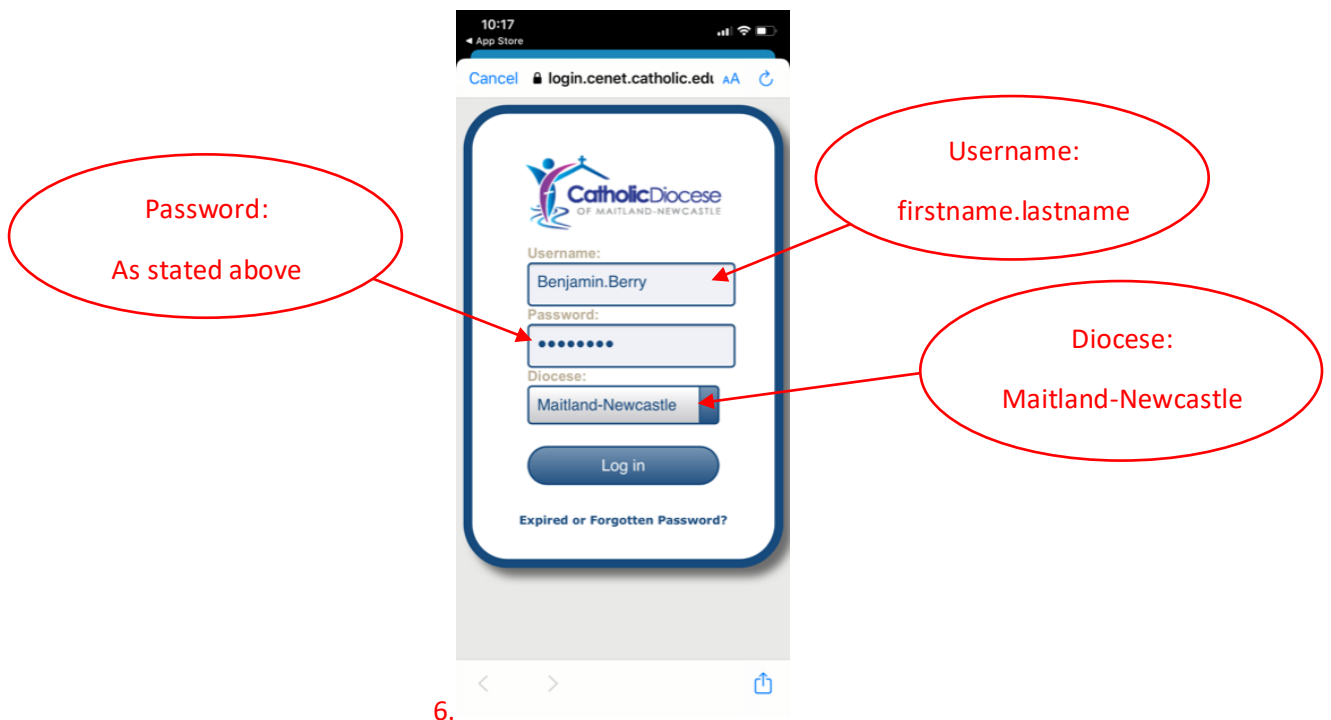
**Kindergarten:** 12345678

**Year 1 & 2:** qwertyuiop (first line of the keyboard)

**Year 3:** 123456789

**Year 4, 5, 6:** chisholm (unless they have changed it themselves)

**Diocese:** Maitland-Newcastle



# 4

You will then be directed to the home screen to begin your Sora experience.

**Don't forget to watch the video tutorial on how to use Sora and all it's features!**

